



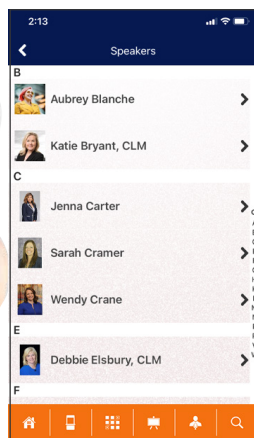
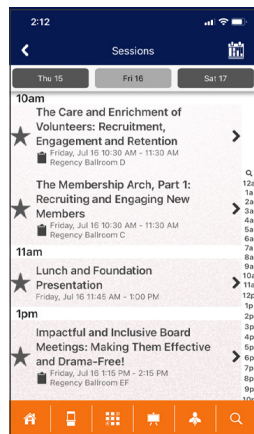
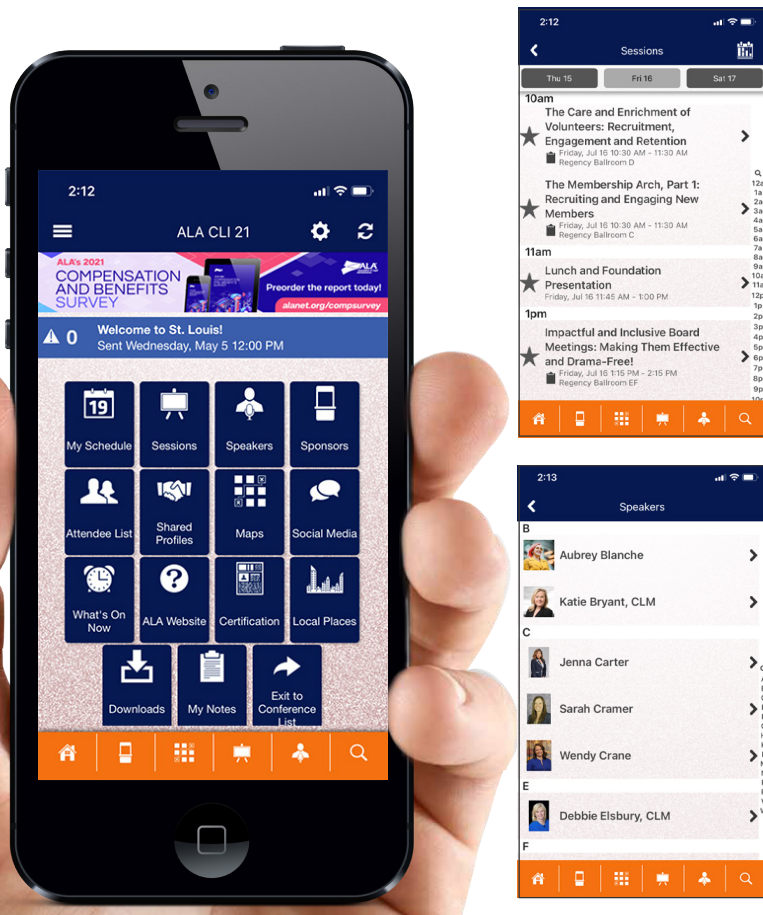
# ALA Events App



Download the **ALA Events** app to get the most out of your conference experience! Go to the Apple App Store or Google Play Store to download "ALA Events" to your Apple or Android device. You can also access all of the same great content through the web version at [http://app.core-apps.com/ala\\_cli21](http://app.core-apps.com/ala_cli21). If you downloaded the ALA Events app for one of ALA's prior conferences, simply open the existing app, select the gear icon at the top of your Dashboard and choose "Exit to Conference List" to find CLI 2021.

Plan ahead to organize your schedule, access session descriptions and speaker bios, view handouts and find out which of your ALA peers are also attending the Chapter Leadership Institute. Use the app to search for and find the solutions you need by browsing the sponsor list. The ALA Events app lets you ★ sessions and sponsors you want to be sure not to miss! You can also sync the app across multiple devices so your schedule is accessible on your phone, tablet and PC. At the end of the conference, you can email yourself a **Show Summary** that will include all your notes and bookmarked sessions.

**Shared Profiles:** Use the "Shared Profiles" feature to connect with other attendees and sponsors as "Friends" to schedule meetings, communicate through the app, and to download new contacts directly to your address book. First, you will be prompted to fill out a profile – make sure to check the box to publish your profile and hit Save on the bottom of the My Profile screen.



## Special Functions

**Share:** Article sharing allows any article to be shared to other attendees within the app or to external contacts via email, text message or social media. You can also share sponsor records so you can easily remember which business partner had that great new product you want to try.

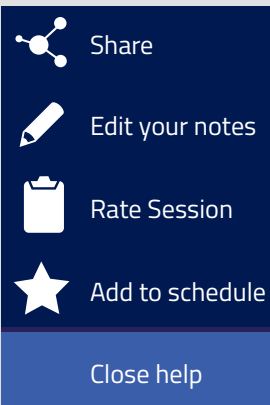
**Edit Your Notes:** Take notes for each session, handout or sponsor right on your app! You can keep the notes in the app or email them to yourself using the envelope icon for ease of access. **Be sure to hit "save" on your notes.**

**Rate Session:** Complete your session evaluations right in the app! At the end of each session, use this icon to access the evaluation and submit your responses to ALA.

**Add to Schedule:** Tapping the ★ to the left of a session allows you to save it to My Schedule. You can set My Schedule Reminders in the Settings menu if you want the app to remind you before the session begins. To remove an event from My Schedule, just tap the star again.

Please note that My Schedule cannot be synced with your Outlook calendar as the app is set to local conference time and Outlook time zones vary.

**Help:** Not sure what an icon does? Tap ? for guidance.



For help with the app during the 2021 Chapter Leadership Institute, please email [marketing@alanet.org](mailto:marketing@alanet.org).